

A total of 479 pharmacy technicians completed the survey. The respondents represented diverse practice settings (Table 1) with Chain Community Pharmacy, Hospital Inpatient Pharmacy, and Independent Community Pharmacy being the most common practice settings.

Practice Setting

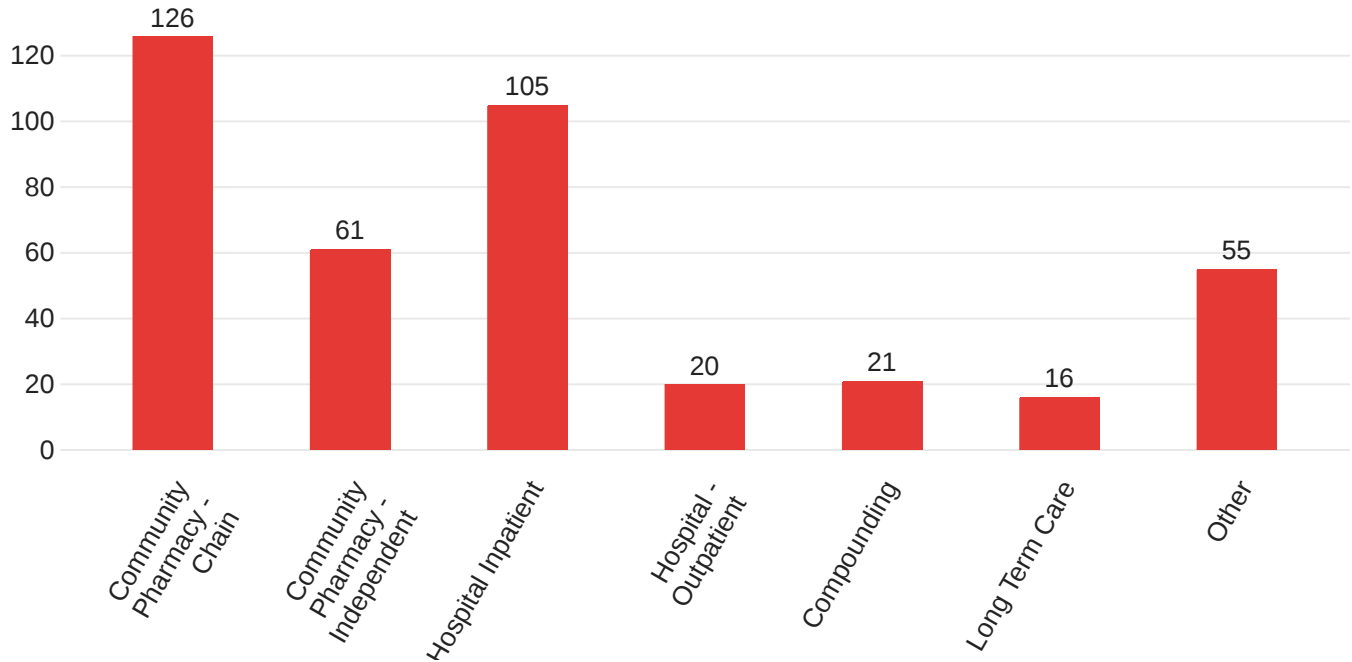
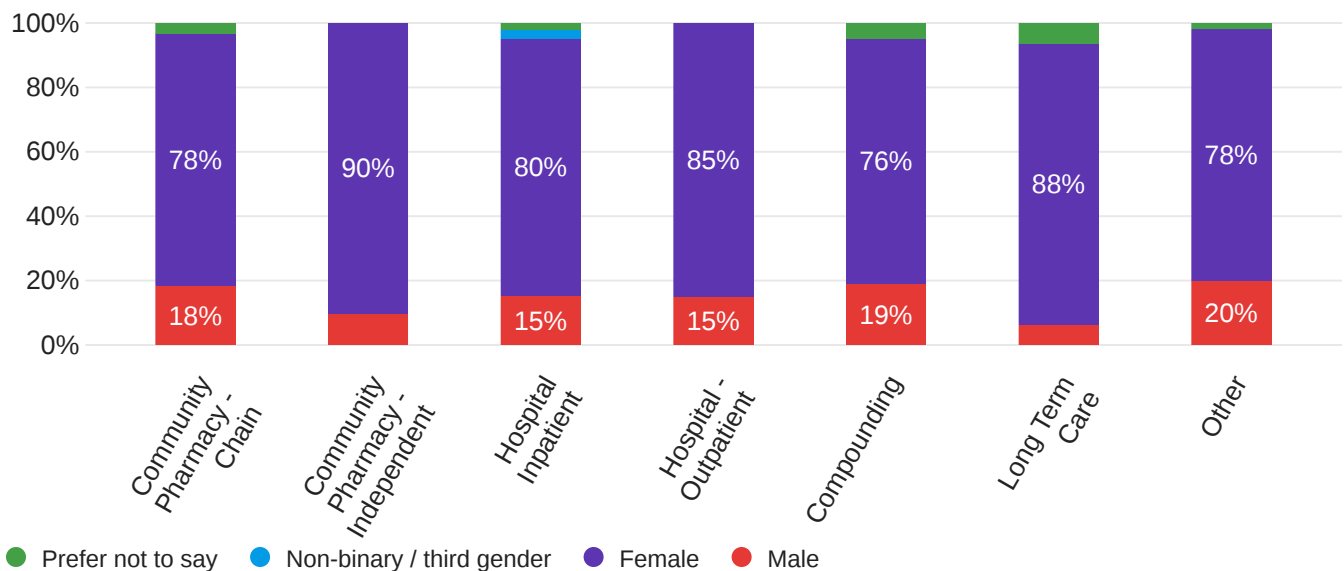


Table 2. Gender by Practice Setting



The pharmacy technicians who responded to the survey were predominantly female regardless of practice setting (Table 2) and ranged from 19 to over 65 years of age (Table 3). The respondents were fairly evenly distributed between the age ranges: 18-24 (20.6%), 25-34 (27.0%), 35-44 (23.9%) 45-54 (14.7%), and over 55 (13.8%).

Table 3. Age Group by Practice Setting

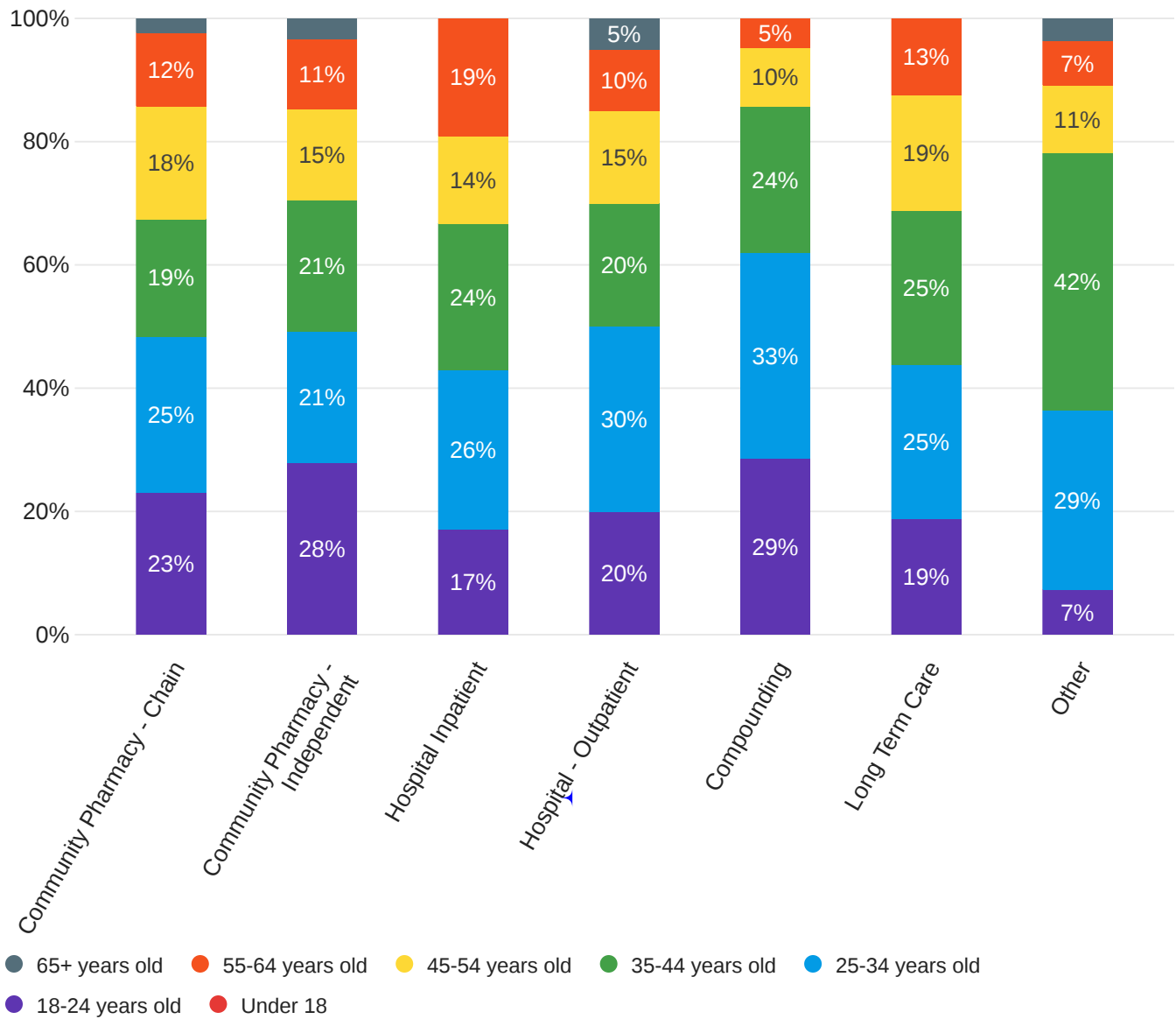


Table 4. Years of Experience by Practice Setting

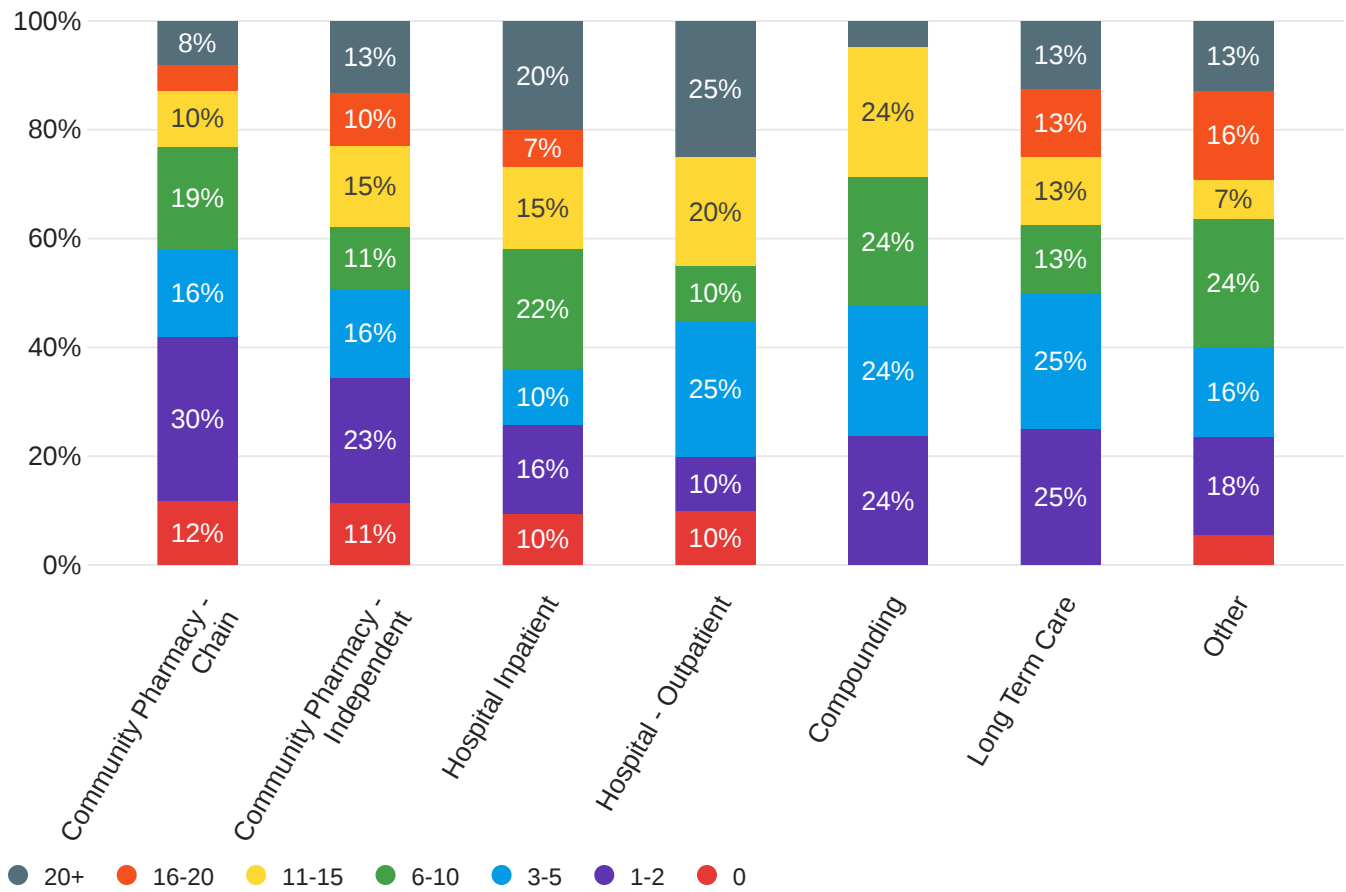
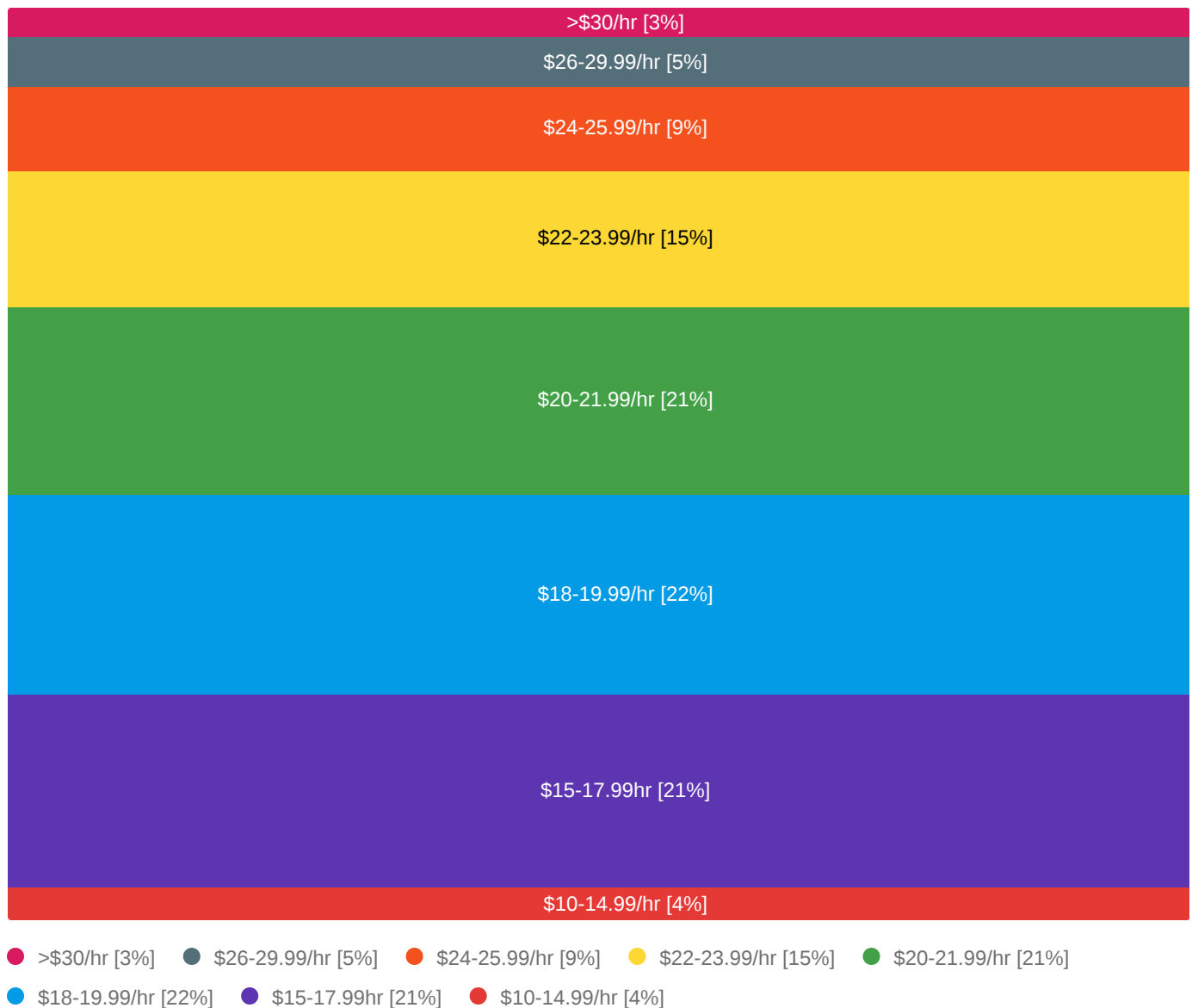


Table 5. Hourly Rate of Base Pay



Hourly pay varied greatly from under \$15 per hour to over \$30 per hour (Table 5). Over half of the respondents reported hourly pay between \$18 and \$22 per hour and over 30% of respondent indicated an hourly rate above \$22. Respondents in community pharmacy settings, both chain and independent were more likely to report an hourly rate below \$22 than in other practice settings.

CHAIN		COMPOUNDING	
\$10.00 - \$14.99	= 5	\$10.00 - \$14.99	= 0
\$15.00 - \$17.99	= 31	\$15.00 - \$17.99	= 3
\$18.00 - \$19.99	= 25	\$18.00 - \$19.99	= 4
\$20.00 - \$21.99	= 29	\$20.00 - \$21.99	= 3
\$22.00 - \$23.99	= 16	\$22.00 - \$23.99	= 3
\$24.00 - \$25.99	= 7	\$24.00 - \$25.99	= 1
\$26.00 - \$29.99	= 1	\$26.00 - \$29.99	= 4
≥ \$30.00	= 0	≥ \$30.00	= 0
TOTAL # OF TECHNICIANS = 114		TOTAL # OF TECHNICIANS = 18	
HOSPITAL - INPATIENT		HOSPITAL - OUTPATIENT	
\$10.00 - \$14.99	= 2	\$10.00 - \$14.99	= 1
\$15.00 - \$17.99	= 15	\$15.00 - \$17.99	= 1
\$18.00 - \$19.99	= 21	\$18.00 - \$19.99	= 3
\$20.00 - \$21.99	= 22	\$20.00 - \$21.99	= 5
\$22.00 - \$23.99	= 13	\$22.00 - \$23.99	= 4
\$24.00 - \$25.99	= 12	\$24.00 - \$25.99	= 3
\$26.00 - \$29.99	= 9	\$26.00 - \$29.99	= 1
≥ \$30.00	= 5	≥ \$30.00	= 0
TOTAL # OF TECHNICIANS = 99		TOTAL # OF TECHNICIANS = 18	
INDEPENDENT		LONG-TERM CARE	
\$10.00 - \$14.99	= 4	\$10.00 - \$14.99	= 0
\$15.00 - \$17.99	= 16	\$15.00 - \$17.99	= 6
\$18.00 - \$19.99	= 15	\$18.00 - \$19.99	= 4
\$20.00 - \$21.99	= 8	\$20.00 - \$21.99	= 1
\$22.00 - \$23.99	= 7	\$22.00 - \$23.99	= 4
\$24.00 - \$25.99	= 3	\$24.00 - \$25.99	= 1
\$26.00 - \$29.99	= 0	\$26.00 - \$29.99	= 0
≥ \$30.00	= 1	≥ \$30.00	= 0
TOTAL # OF TECHNICIANS = 54		TOTAL # OF TECHNICIANS = 16	
OTHER			
		ACADEMIA = 1	
\$10.00 - \$14.99	= 1	AMBULATORY = 1	
\$15.00 - \$17.99	= 6	GOVERNMENT = 6	
\$18.00 - \$19.99	= 9	HOME FUSION = 1	
\$20.00 - \$21.99	= 7	MAIL-ORDER = 11	
\$22.00 - \$23.99	= 8	MANAGED CARE = 2	
\$24.00 - \$25.99	= 7	NUCLEAR = 3	
\$26.00 - \$29.99	= 5	ONCOLOGY = 3	
≥ \$30.00	= 6	OTHER = 12	
		PHARMACEUTICAL INDUSTRY = 4	
		SPECIALTY PHARMACY = 4	
TOTAL # OF TECHNICIANS = 49		VETERINARY = 1	

TOTAL # OF TECHNICIANS = 368

Table 6. Hourly Rate of Base Pay by Practice Setting

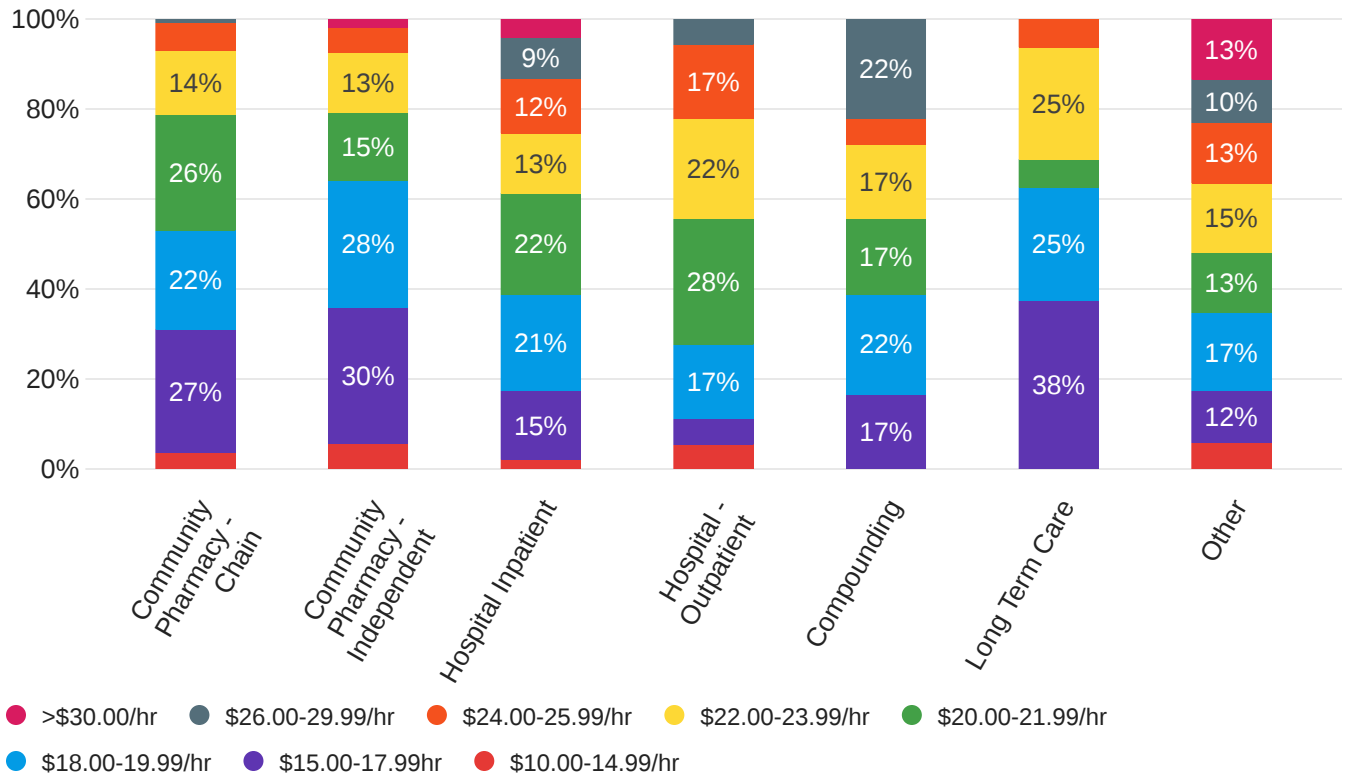


Table 7. Credentials

Credential Description	Count	Percentage of Respondents
Certified Pharmacy Technician (CPhT)	373	87%
Nebraska Pharmacy Technician Certification (NE-CPhT)	154	36%
Immunization Administration Certificate	57	13%
Advanced Certified Pharmacy Technician (CPhT-Adv)	18	4%
Nonsterile Compounding Certificate	36	8%
Certified Compounded Sterile Preparation Technician	26	6%
(CSPT) Hazardous Compounding Certificate	21	5%
Hazardous Drug Management Certificate	18	4%
Medication History Certificate	15	3%
Medication Therapy Management CertificateBilling &	11	3%
Reimbursement Certificate	10	2%
Controlled Substances Diversion Prevention Certificate	8	2%
Point-of-Care Testing Certificate	8	2%
Supply Chain Management Certificate	6	1%
Technician Product Verification Certificate	6	1%
Regulatory Compliance Certificate	4	1%

Table 7. Number of Pharmacy Technician Positions Open

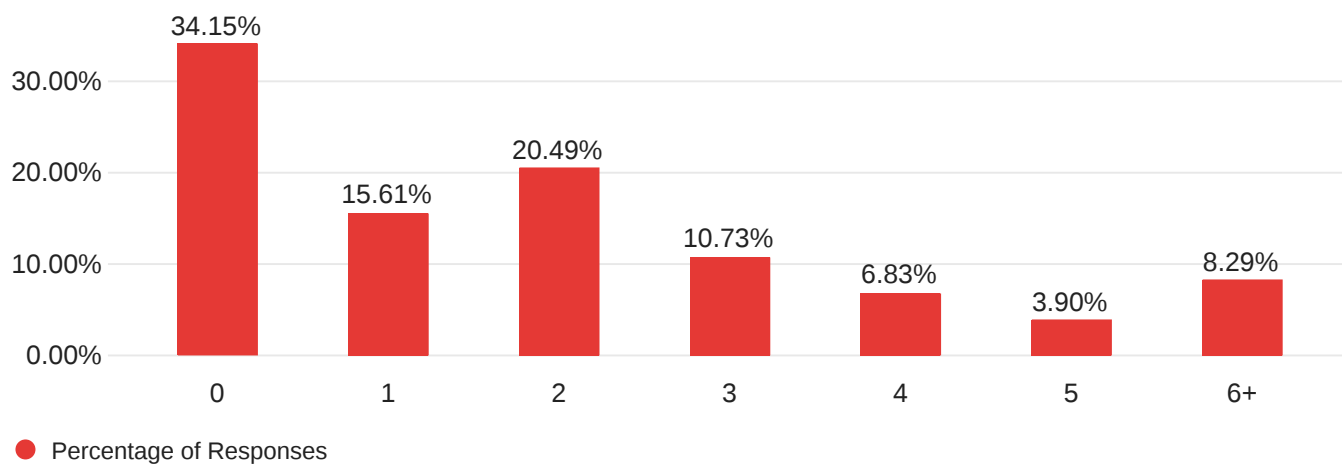
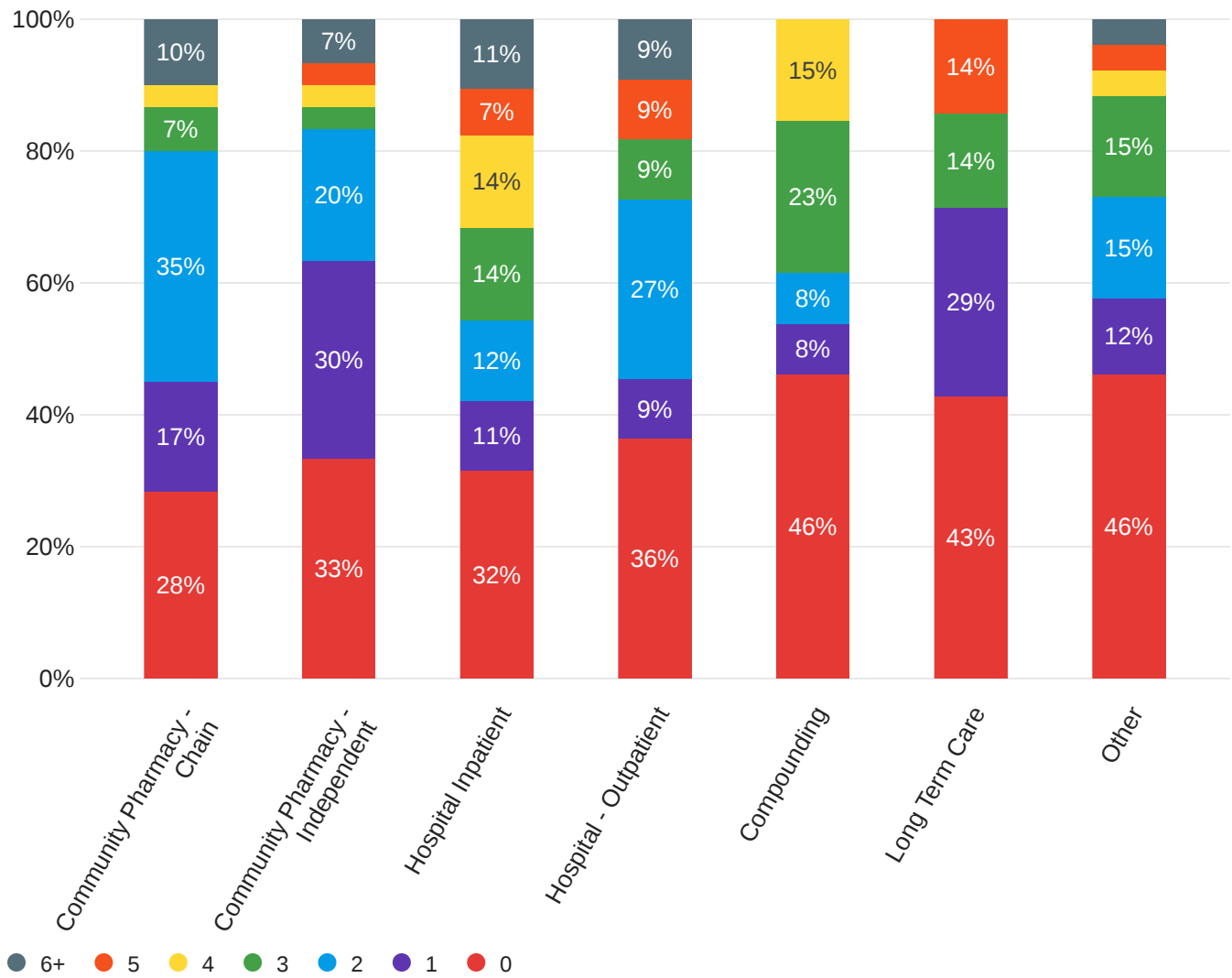
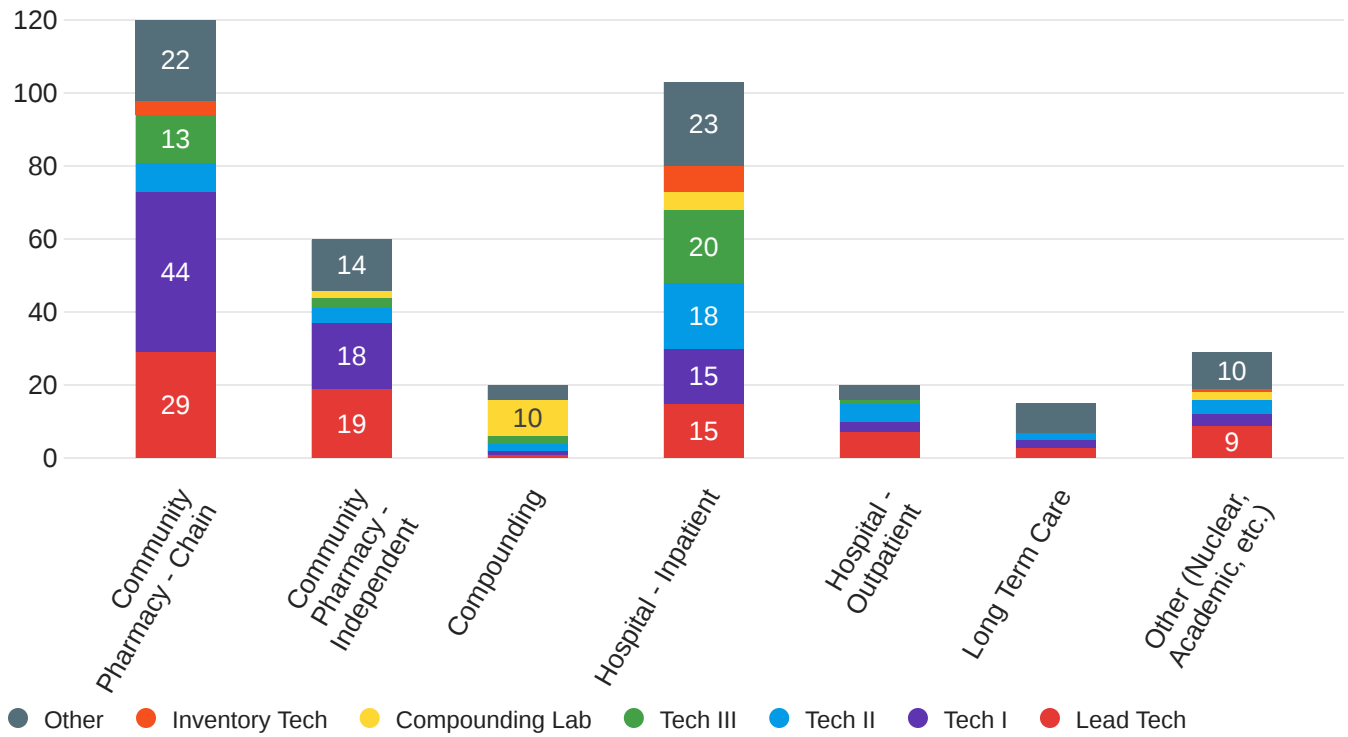


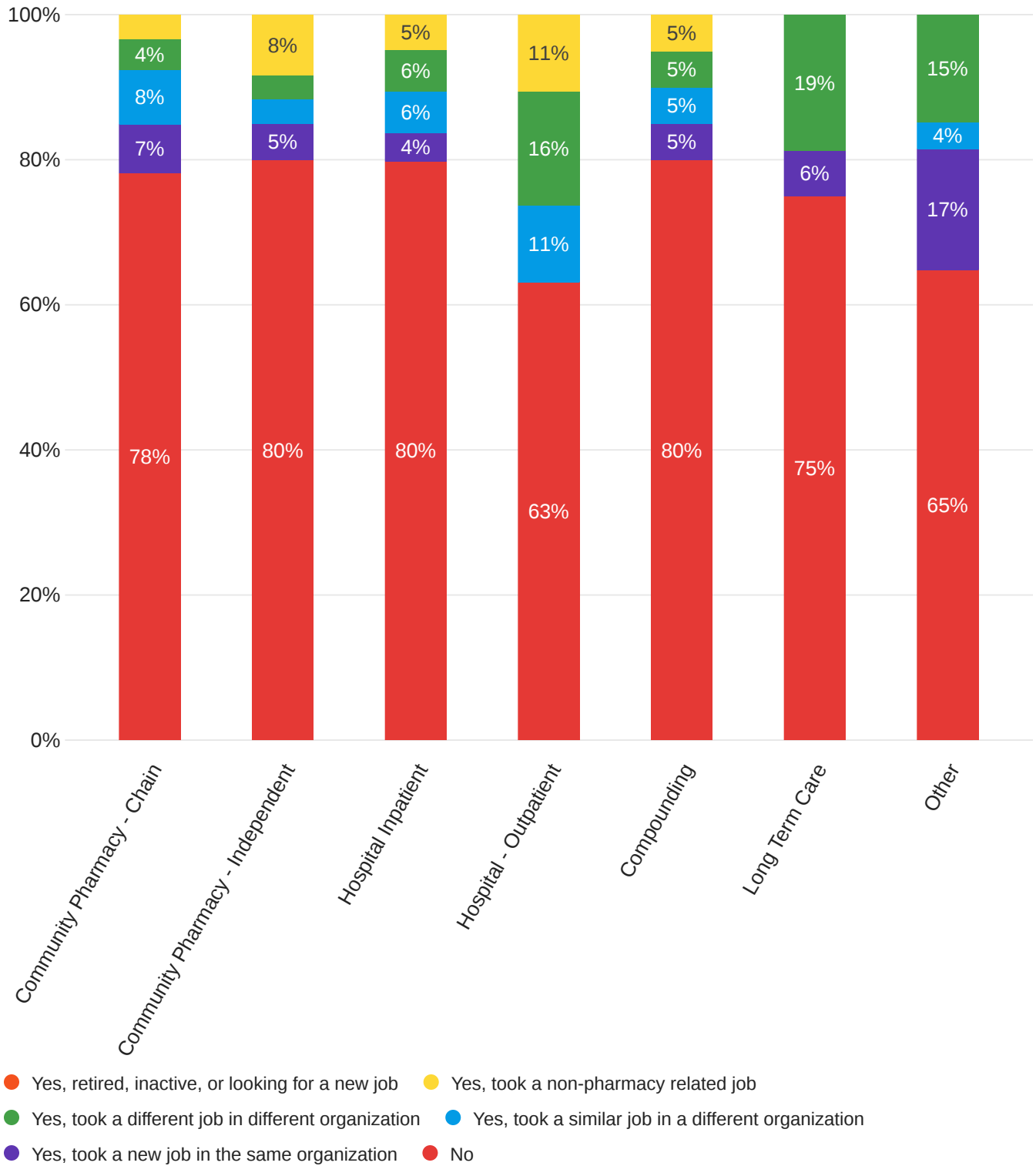
Table 8. Number of Pharmacy Technician Positions Open by Practice Setting



What is your primary role/job title as a pharmacy technician? - Selected Choice



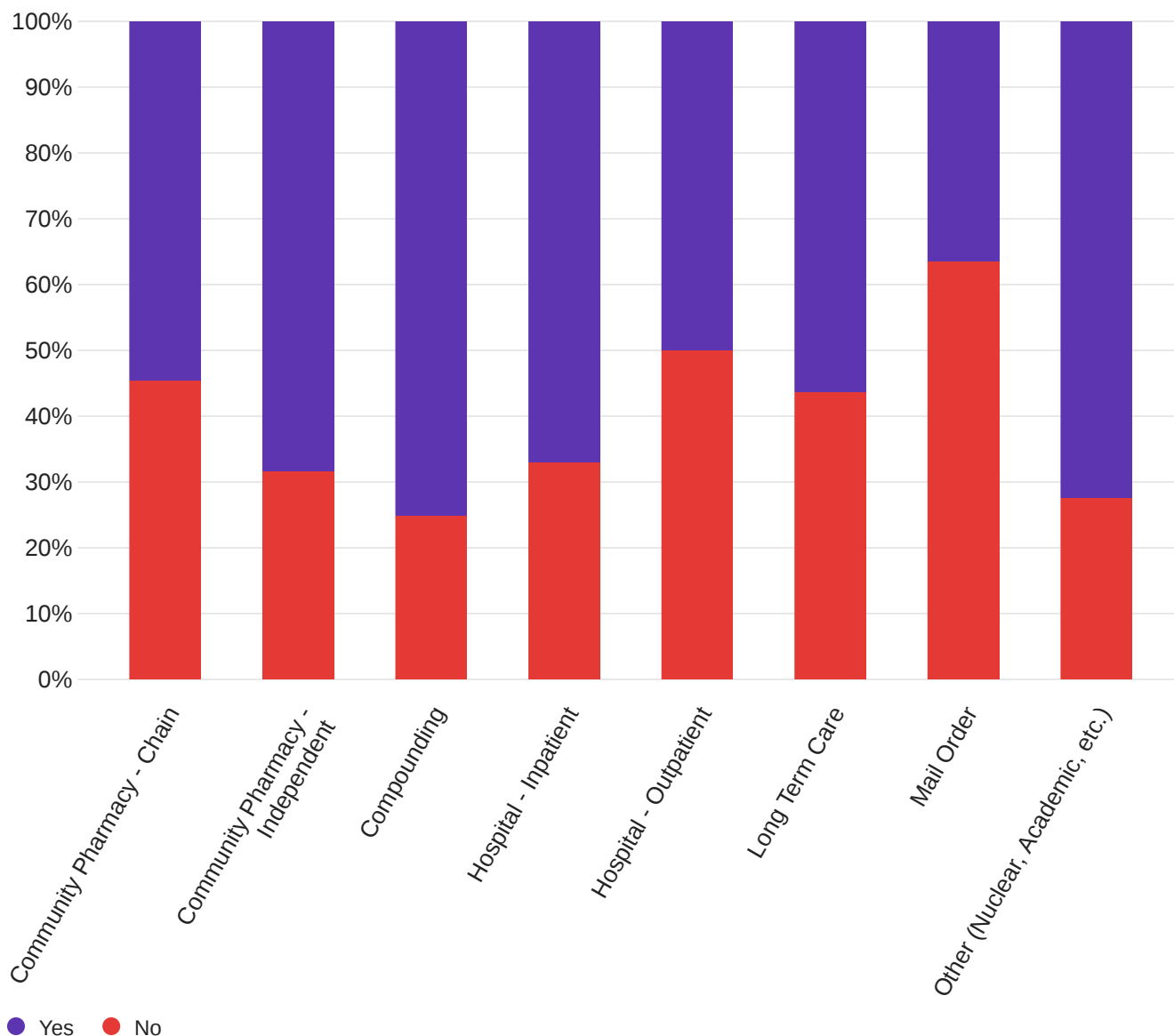
Have you changed job in the past 12 months?



List all benefits your employer offers:

Field	Percentage of Responses
Dental Insurance	84%
Long-term Illness,	57%
Medical Insurance	85%
Paid Holidays	76%
Paid Sick Days	55%
Paid Vacation	86%
Retirement Benefits	80%
Short-term Disability	70%
Vision Insurance	79%

Would you like or have you considered opportunities for career advancement with your current employer?



Why haven't you considered opportunities for career advancement with your current employer?

Field	Percentage of Responses
There is no pay increase with advancement	29%
There are no advancement opportunities at my current employer	61%
I do not know what is necessary for me to advance	14%
I am too new in my current position	16%